



ANNUAL REPORT

2022



ARMED CONFLICT LOCATION & EVENT DATA PROJECT

Message from the Founder & President

Conflict trends are continuously evolving, and data collection efforts must evolve with them. In 2022, ACLED officially achieved global real-time coverage, completing an expansion program that began in 2005 with a dataset of just six countries in central Africa. Our team grew to more than 200 experts and researchers based all around the world, compiling information drawn from thousands of sources in over 75 languages. We launched an array of new resources and special projects — from a suite of interactive early warning tools to a local observatory in Ethiopia — and increased our network of data-sharing partnerships to more than 60 civil society organizations and research institutions. As a result, the ACLED dataset is more detailed, precise, and comprehensive than at any point in the organization's history.

Bringing the dataset to full global coverage has created novel opportunities for research, analysis, and collaboration, while simultaneously opening the door to exciting innovations on our core programming. By making reliable, global conflict data openly accessible to the public and expanding the range of data-driven resources available through ACLED's platforms, we strive to provide the tools necessary to facilitate the critical efforts of our users to better understand, monitor, and ultimately mitigate the threat of political violence.

Our continued growth and success would not be possible without our hard working and dedicated team, and the invaluable support of our user community and our many donors and clients. As a result of your trust and support — we are poised to only expand on this growth in 2023. We thank you for investing in the sustainability of ACLED as an organization, and helping us continue to bring clarity to crisis.

Clionadh Raleigh

Introduction

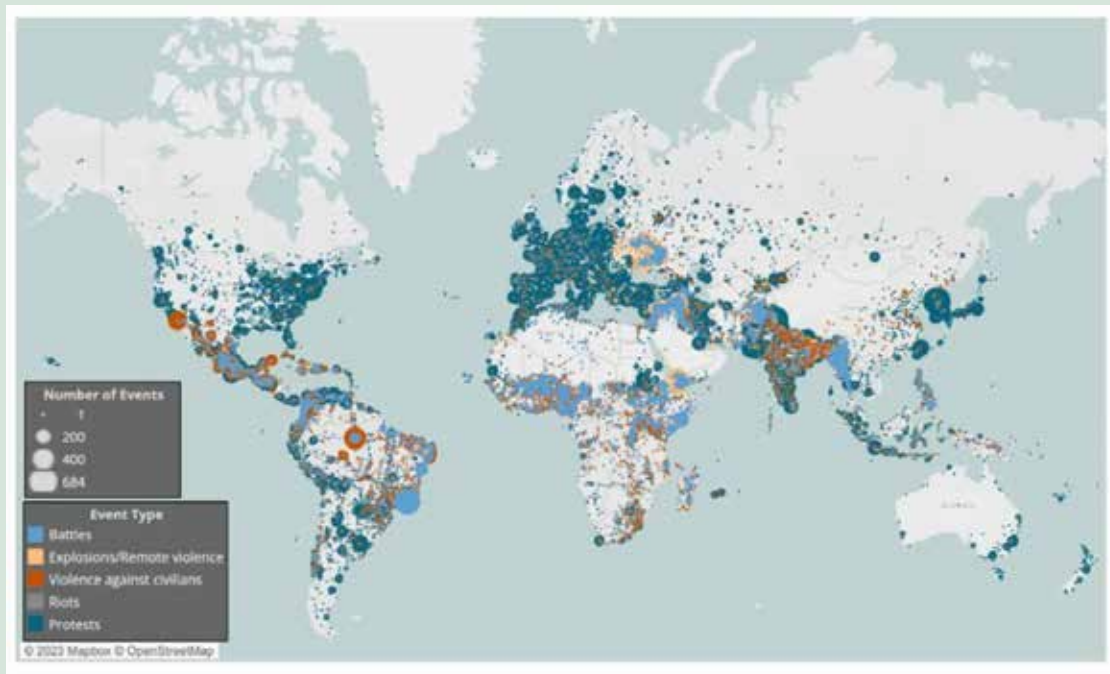
The Armed Conflict Location & Event Data Project (ACLED) is the highest quality and most widely used source for real-time data and analysis on political violence and protest around the world. Our mission is to produce disaggregated, locally informed data and analysis for use by academics, policymakers, practitioners, journalists, and the wider public. Our core principles of transparency, conflict sensitivity, reliability, and the prioritization of local data have guided the organization's coverage expansion from just six countries in central Africa to the entire world. To date, ACLED has recorded over 1.7 million political violence and protest events globally which are sourced in 75 different languages.

In addition to data collection, we conduct analysis to describe, explore, and test conflict scenarios, develop analytical tools to draw out unique insights from the data, and provide tailored capacity building support focusing on data analysis. ACLED analysis is informed by extensive academic research into the dynamics of political violence across the world and specific case studies of conflict agents, local trends, and intersections with domestic political contexts. Our analysis is unique due to its combination of theoretically informed frameworks and hypotheses with local-level empirical data.



Global Coverage

On 2 February 2022, ACLED officially achieved global real-time coverage with a final geographic expansion to Canada, Oceania, Antarctica, and all remaining small states and territories. This expansion added a total of more than 30 new countries and territories to the dataset with data going back to the start of 2021.



Impact

2022 was a record-breaking year for engagement with ACLED data and analysis.

Global Use Cases:

The ACLED dataset is a part of UNDP's Crisis Risk Dashboard, a tool for data aggregation and visualization to support contextual risk analysis conducted by UNDP.

The European Commission's Knowledge for Policy website includes ACLED data in the "Data for Armed Conflict" section.

Multiple Country of Origin Units throughout Europe use the ACLED data to support different parts of the asylum process, context analysis of a refugee's country of origin.

Save the Children uses ACLED data for a conflict monitoring dashboard which informs global-level programming decisions.

Al Jazeera uses ACLED data to map major protests around the world.

ACLED was featured in NYU's Center for International Cooperation report on emerging technologies in Early Warning and Early Action.

ACLED data is featured in the OECD's States of Fragility in 2022.

**Over
3.6 million**

downloads of ACLED data

Nearly 20,000

mentions in the media

1.7 million

political violence and protest events
in the ACLED dataset

75

languages
used to source
ACLED data

**Almost
28 million**

website page views

MAPPING ACLED DATA IN 2022

Regional Overviews

Our weekly analysis briefs break down the latest ACLED data on political violence and protest trends around the world, highlighting potential early warning signs for closer monitoring.

- Africa
- Europe & Central Asia
- Middle East
- Asia-Pacific
- Latin America & the Caribbean
- United States & Canada

Conflict Watchlist

In ACLED's special report on 10 conflicts to worry about at the start of 2022, we identified a range of flashpoints and emerging crises where violent political disorder was likely to evolve or worsen over the course of the year.

- Ethiopia
- Yemen
- The Sahel
- Nigeria
- Afghanistan
- Lebanon
- Sudan
- Haiti
- Colombia
- Myanmar

Special Projects/ Conflict Monitoring:

Our Special Analysis Conflict Monitoring projects are designed to help researchers, policymakers, media, and the wider public track key conflict developments in near-real time.

- Ukraine
- Nigeria

Conflict Observatories

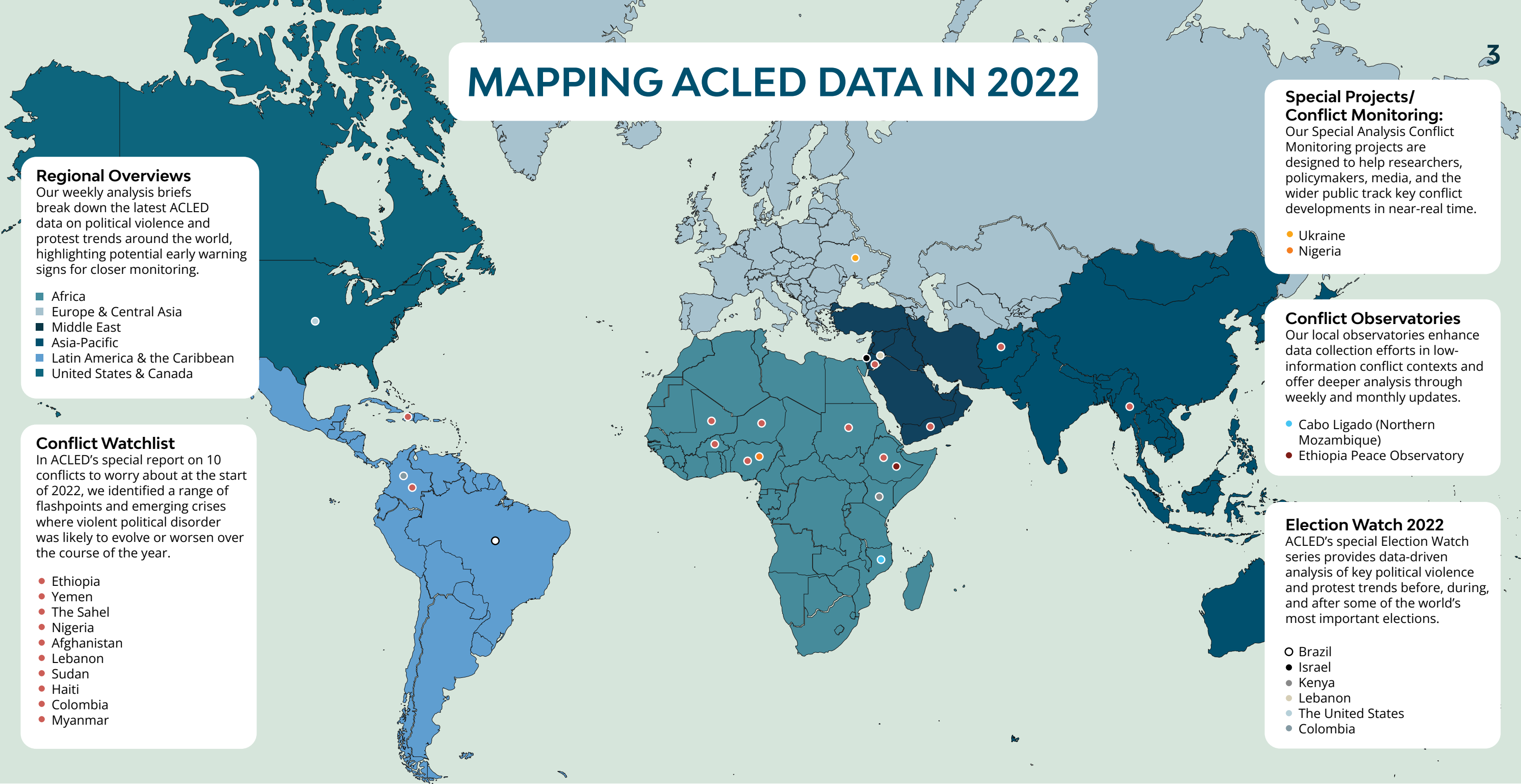
Our local observatories enhance data collection efforts in low-information conflict contexts and offer deeper analysis through weekly and monthly updates.

- Cabo Ligado (Northern Mozambique)
- Ethiopia Peace Observatory

Election Watch 2022

ACLED's special Election Watch series provides data-driven analysis of key political violence and protest trends before, during, and after some of the world's most important elections.

- Brazil
- Israel
- Kenya
- Lebanon
- The United States
- Colombia



Regions

Key Analysis Pieces:

- » Wagner Group Operations in Africa: Civilian Targeting Trends in the Central African Republic and Mali
- » Kenya's Political Violence Landscape in the Lead-Up to the 2022 Elections

Special Project Created: Nigeria Election Violence Tracker

The Nigeria Election Violence Tracker (NEVT) was developed by ACLED and CDD to monitor patterns of political violence around the February 2023 Nigerian general election. The Tracker featured regular situation updates on political and military developments across the country, including in-depth analysis of violence patterns in each of Nigeria's six geopolitical regions, along with an interactive dashboard updated each week with the latest data on reported violence, with a special focus on election-related incidents such as attacks on electoral officials and party members.

AFRICA



Languages covered: **16**

Research partners: **16**

Launched in October, the NEVT received: **13,551** page views in 2022

Key Use Cases

- » The New York Times (Front Page) – Main Target of Russian Mercenaries in Africa Is Civilians, Report Says
- » The Conversation – From Algeria to Zimbabwe: how Africa's autocratic elites cycle in and out of power Clionadh interview
- » ACLED Data was used as a resource in a review on peace and security done by the Securities and Exchange Commission of the US Government on conflict minerals in the DRC.
- » UNDP borderlands Centre uses ACLED data as an indicator for conflict/political violence in its Borderlands Encyclopedia.
- » UN OCHA's Centre for Humanitarian Data integrated ACLED conflict data into its Horn of Africa Drought Data Explorer — an interactive tool designed to support analysis of the drought's impact on the humanitarian situation in the region.

Key Analysis Pieces:

- » Political Violence During Brazil's 2022 Presidential Runoff
- » Political Violence During Brazil's 2022 General Elections
- » Colombia: Legislative Elections

Methodology Update: Inclusion of gang violence in Venezuela

After an extensive review of the situation in Venezuela, ACLED decided to include gang violence in Venezuela, in accordance with the ACLED methodology on gang violence, as part of its political violence dataset.

Languages covered: **6**

Research partners: **11**

LATIN AMERICA & THE CARIBBEAN



Key Use Cases

- » CNN – Brazil's election explained: Lula and Bolsonaro face off for a second round in high stakes vote
- » Does Violence Against Journalists Deter Detailed Reporting? Evidence From Mexico Journal for Conflict Resolution
- » Congressional Research Service - Mexico: Organized Crime and Drug Trafficking Organizations
- » Courthouse News – Latin America sees a resurgence in political violence
- » ACLED data is used a violence indicator in a casual model on Latin America by the Water Peace and Security Index.

Regions



Key Analysis Pieces:

- » Timeline: Lead-Up to Ukraine Invasion

Research Hub Created: Ukraine Conflict Monitor (Formerly the Ukraine Crisis Hub)

ACLED's Ukraine Conflict Monitor provides near real-time information on the war, including an interactive map of the latest data from the start of the invasion onward, a curated data file, and weekly situation updates. The Monitor is designed to help researchers, policymakers, media, and the wider public track key conflict developments in Ukraine over the course of the war.

Languages covered: **45**

Research partners: **4**

Launched in March,
the Ukraine Conflict
Monitor received:
**30,653 page views in
2022**

EUROPE & CENTRAL ASIA

Key Use Cases

- » GICHD has built a dashboard tracking de-mining activities that is utilized by the Ukrainian government, and which features ACLED data as an indicator for determining priority areas.
- » BBC - War in Ukraine: Can we say how many people have died?
- » The Conflict Observatory, a joint project by ESRI, CSO, and Yale features ACLED data as a violence indicator in their work
- » The New Statesman - Climate activists take the brunt of police crackdown on protests
- » Politico - Protests over food and fuel surged 2022 and the biggest were in Europe

5



Key Analysis Pieces:

- » Tracking Disorder During Taliban Rule in Afghanistan: A Joint ACLED and APW Report
- » Papuan Independence and Political Disorder in Indonesia

Languages covered: **24**

Research partners: **6**

ASIA-PACIFIC

Key Use Cases

- » The Center for Humanitarian Dialogue uses ACLED data for conflict analysis on Thai-Myanmar border to inform humanitarian situations.
- » The Intercept - Women and Journalists are Targets of Violence in Taliban-Ruled Afghanistan, Report Says
- » Sky News - Afghanistan: The Taliban had promised 'amnesty for all' - but they are responsible for most violence against civilians
- » EUAA used ACLED data for a context analysis on Afghanistan.
- » The Food Security Cluster has used ACLED data to understand conflict dynamics in Myanmar.

Regions

Key Analysis Pieces:

- » Violence in Yemen During the UN-Mediated Truce: April–October 2022
- » Turkey–PKK Conflict: Violence in Northern Iraq

Research Hub Created: Yemen Truce Monitor

From 2 April to 2 October, a truce mediated by the United Nations between the Houthis and the internationally recognized government took effect in Yemen. It included a halt to all offensive military operations inside and outside of the country, the entry of fuel ships into Hodeidah ports, the opening of Sanaa airport to certain commercial flights, and discussions on improving road access to Taizz and other governorates. To help track the impact of the agreement, we created the Yemen Truce Monitor, an interactive tool displaying the latest data on reported violations, updated weekly.

MIDDLE EAST



Languages covered: **5**

Research partners: **13**

Launched in May and updated until October, the Yemen Truce Monitor received: **5,831 page views**

Key Use Cases

- » American Senators Elizabeth Warren, Bernie Sanders, and Mike Lee cited ACLED data and analysis on the conflict in Yemen in a pair of letters to the Department of State and the Department of Defense calling on the Biden administration to “do more to ensure that US military support to Saudi Arabia and the United Arab Emirates does not contribute to civilian harm” in the country.
- » The Guardian - Mapping Iran’s unrest: how Mahsa Amini’s death led to nationwide protests
- » BBC: Mahsa Amini - How one woman’s death sparked Iran protests
- » UK government - Country Policy and Information Note: Security Situation in Iraq
- » Washington Post – Saudi-led airstrikes in Yemen have been called war crimes. Many relied on U.S. support.
- » Middle East Institute – Yemen’s Truce Has Failed in Taiz
- » Carnegie Endowment - Iran’s security anxiety in Iraqi Kurdistan

Key Analysis Pieces:

- » Abortion-Related Demonstrations in the United States: Shifting Trends and the Potential for Violence
- » Anti-LGBT Mobilization on the Rise in the United States
- » ‘Freedom Convoys’ and Anti-Vaccine Demonstrations in Canada

Languages covered: **4**

Research partners: **1**



UNITED STATES & CANADA

Key Use Cases

- » ACLED data and analysis on Proud Boys activity was cited in the final report of the House Select Committee to Investigate the January 6th Attack on the United States Capitol.
- » VICE – Commentary from Sam Jones, Proud Boys Abruptly Shifted Focus to Anti-LGBTQ Action in 2022
- » The New York Times – At Protests, Guns Are Doing the Talking
- » Time – Armed Demonstrators and Far-Right Groups Are Escalating Tensions at Abortion Protests
- » The Center for Peace Democracy and Development uses ACLED to understand violence patterns for an EWER tool (TRUST Network).

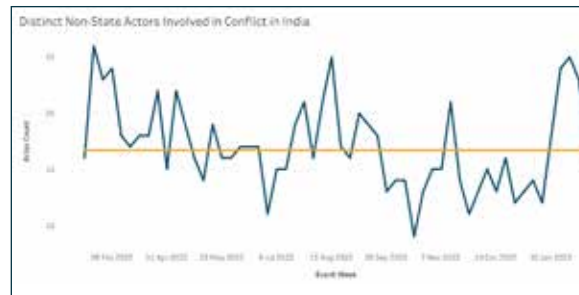
Early Warning Research Hub

ACLED's Early Warning Research Hub provides a suite of interactive resources aimed at facilitating data-driven initiatives to anticipate and respond to emerging crises. The risks of rising political violence, and the early warning signs to predict these risks, are multifaceted — no single tool can identify every threat. By offering an array of interconnected tools, the Hub allows users to track a variety of different risk factors, across a range of contexts, in a way that meets their distinct needs. From practitioners mapping conflict trends in a specific country or region to global researchers looking to identify new hotspots to monitor each week, the Hub provides the necessary resources to track violent conflict.

Emerging Actor Tracker

Monitors the presence of emerging violent non-state actors within countries over the past month. An 'emerging actor' is a non-state actor that has engaged in violence in the most recent month, yet has not been active within the country over the past year, or ever before.

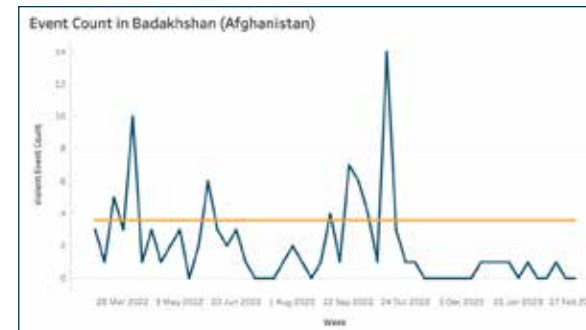
2022 page views: 5,692



Volatility & Risk Predictability Index

Supports early warning and risk management by providing practical information for monitoring conflict environments. The index tracks positive deviations from baseline violence levels to assess the frequency and intensity of conflict surges.

2022 page views: 9,487



Subnational Threat & Surge Trackers

The interactive dashboards track all first-order administrative divisions that register a significant increase in political violence. The Subnational Surge Tracker tracks shorter-term increases in violent events, while Subnational Threat Tracker, captures rising longer-term threats.

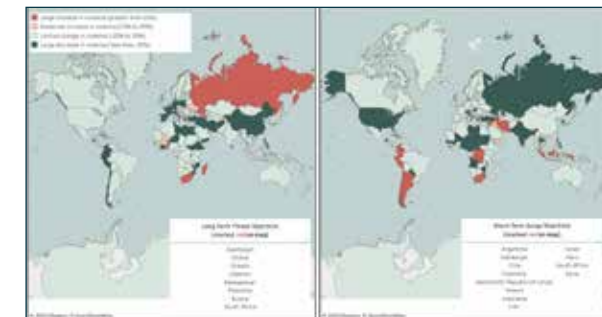
2022 page views: 13,305



Conflict Change Map

Identifies countries and territories experiencing rising political violence. The dashboard displays two maps of the world, the first highlights (in dark red) countries and territories with a large increase in violence during the past month relative to the past year; and the second highlights countries and territories with a large increase in violence during the past week relative to the past month.

2022 page views: 19,098

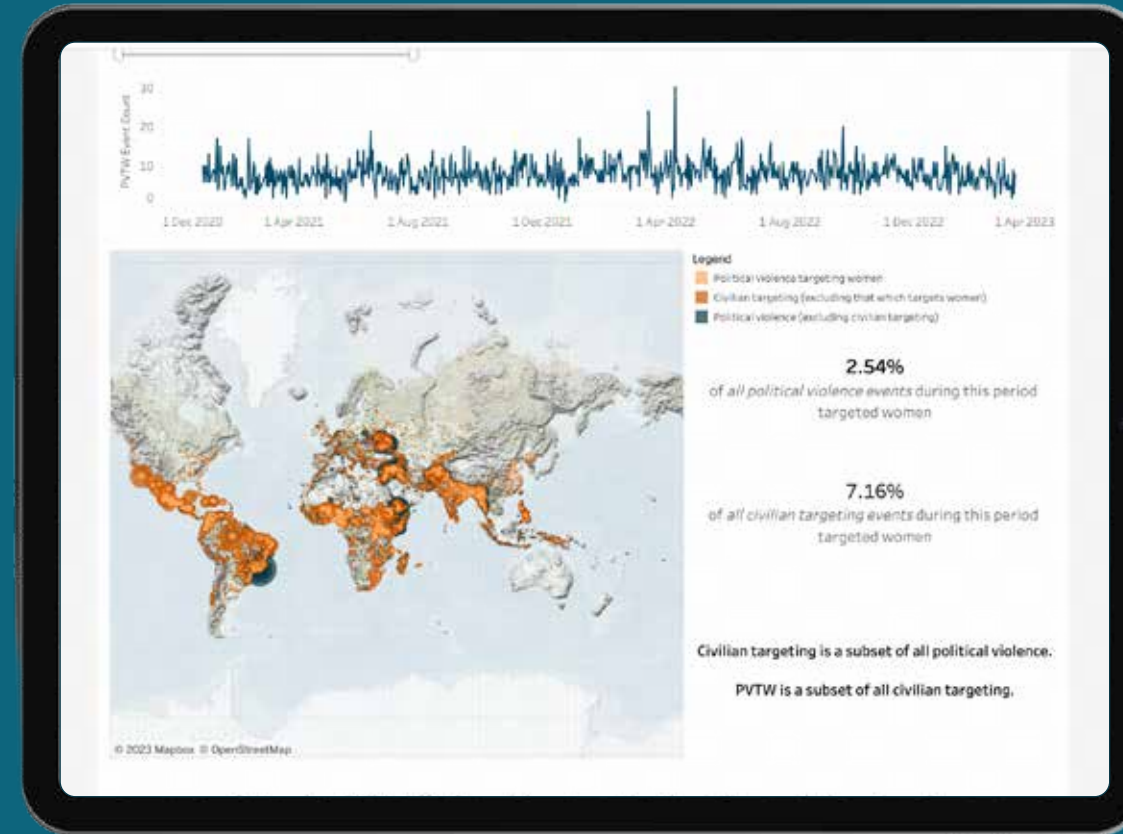


Political Violence Targeting Women

In September 2022, ACLED launched the Political Violence Targeting Women dedicated Research Hub to provide a platform for information on political violence targeting women, and political violence targeting women in politics around the world. Women around the world are facing unprecedented levels of targeted political violence. This violence takes a wide range of forms, including conflict-related sexual violence against women and girls in war zones, attacks on women in politics, and backlash against women's advancement within patriarchal power structures. Understanding the gender-differentiated consequences of conflict and political disorder is integral to identifying the types of strategies needed to ensure the protection of women and girls relative to the civilian population at large, and to develop approaches aimed at achieving real security equality.

The research hub offers near real-time data to monitor key trends and developments, and includes a curated data file, interactive data visualization tools, and a repository of analysis pieces.

Page views: 1,556



Key Use Cases

- » Ms. Magazine – Attacks on Women in Politics are on the Rise around the World
- » Georgetown Institute for Women Peace & Security – Violence Targeting Women in Politics: 10 Countries to Watch in 2022
- » The Intercept – Women and Journalists are Targets of Violence in Taliban-Ruled Afghanistan, Report Says
- » Sahel and West Africa Club (SWAC) Secretariat at the OECD – Political Violence Targeting Women in West Africa



ACLED is a part of the Complex Risk Analytics Fund (CRAF'd), managed by the UN Development Programme's Multi-CRAF'd Partner Trust Fund Office (MPTFO). CRAF'd is a multilateral financing instrument intended to support a stronger data ecosystem and expand shared capabilities for using data among many of ACLED's core users. CRAF'd fosters a space for unlocking more power from data for insight, impact, and integrity in crisis action for stakeholders working in crisis anticipation, prevention, and response.

The current contributors to CRAF'd include the European Union and the governments of Germany, the Netherlands, Finland and the United States.

CRAF'd has supported a number of various data driven initiatives in 2022 around the world both for its key collaborators as well as the wider data ecosystem, with some major highlights in 2022 including:

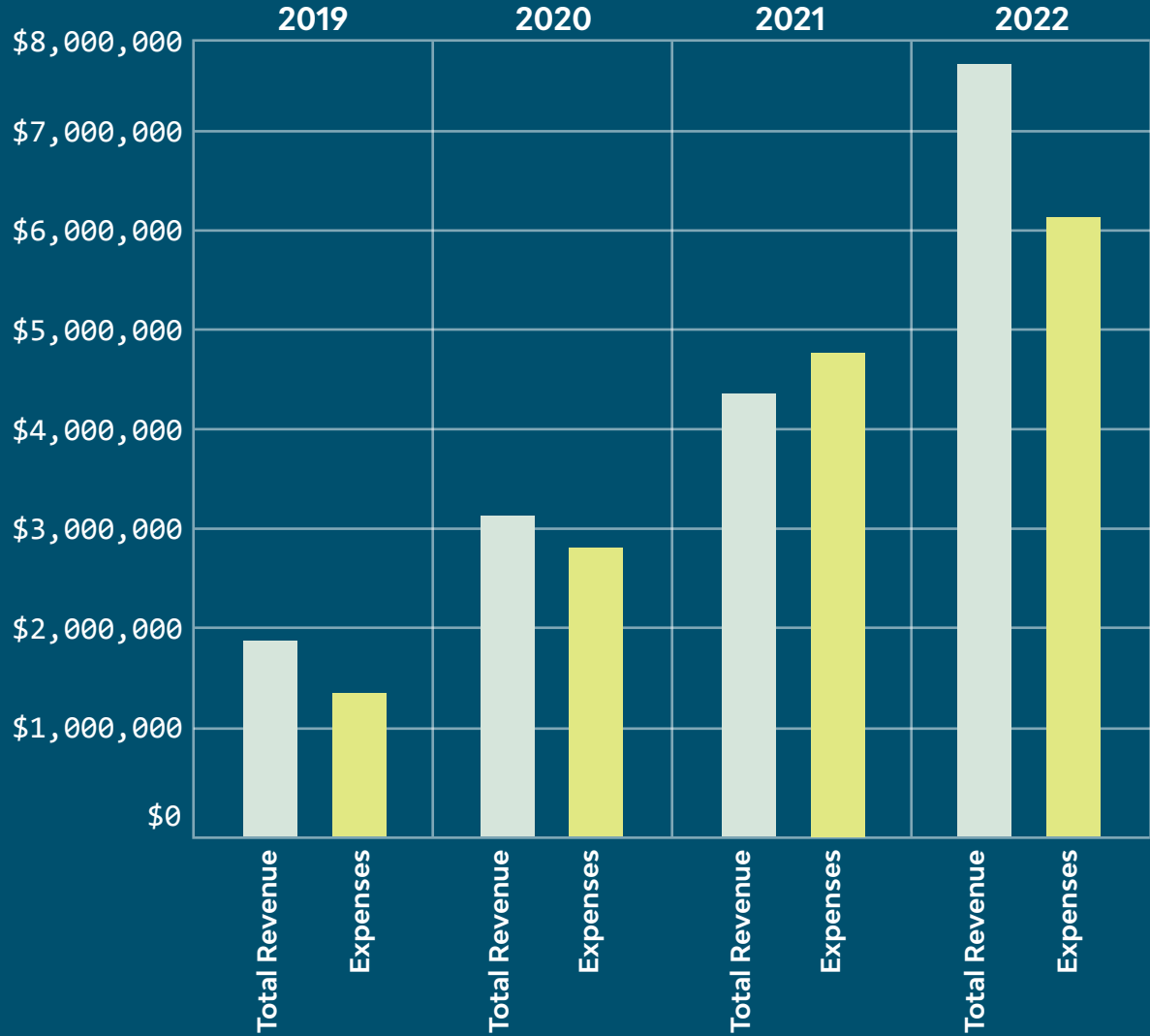
- » UNDP's Crisis Risk Dashboards, which is a tool featuring ACLED for data aggregation and visualization to support contextual risk analysis conducted by UNDP
- » The European Commission's Knowledge for Policy website, which includes ACLED data in the "Data for Armed Conflict" section
- » The OECD's States of Fragility in 2022, which features ACLED data
- » The International Organization for Migration uses ACLED data as part of its Global Monitoring Dashboard, which supports field operations
- » 'An Agenda for Addressing Biases in Conflict Data' written by ACLED President & CEO Clionadh Raleigh and former Director of Research & Innovation Roudabeh Kishi

ACLED has been growing consistently since 2020. In 2022 ACLED's revenue grew 29% and expenses over 20% from 2021. The increase in expenses flowed from ACLED's increased scope of work, as each new region of coverage required new staff and consultants to produce the data. As an organization, we strengthened operational capacity to support the expanding team, which also contributed to higher expenses in 2022.

Support from Donors

During 2022, we received financial support from the Bureau of Conflict and Stabilization Operations (CSO) at the United States Department of State, the Dutch Ministry of Foreign Affairs (DFM), the German Federal Foreign Office (FFO), Bridging Divides Initiative - Princeton University, the Tableau Foundation, the United Kingdom's Foreign, Commonwealth, and Development Office (FCDO), and DAI Global. ACLED also partners with Mapbox for support on the latest location data and mapping tools. We are so grateful for the contributions of each of our donors, without which the production of publicly accessible data and analysis would not be possible.

Financials by Calendar Year



Program Service Revenue

At the end of 2020, ACLED implemented a new access and registration system which laid the foundation for a more sustainable funding model for the organization. By developing a new program service revenue stream, we began to take the first steps towards establishing greater self-sufficiency and ensuring the long term reliability of our data production. The data subscription revenue we have begun generating, which supplements existing grant revenue, affords us greater financial stability by expanding the burden of supporting our operating costs more widely across our user community.



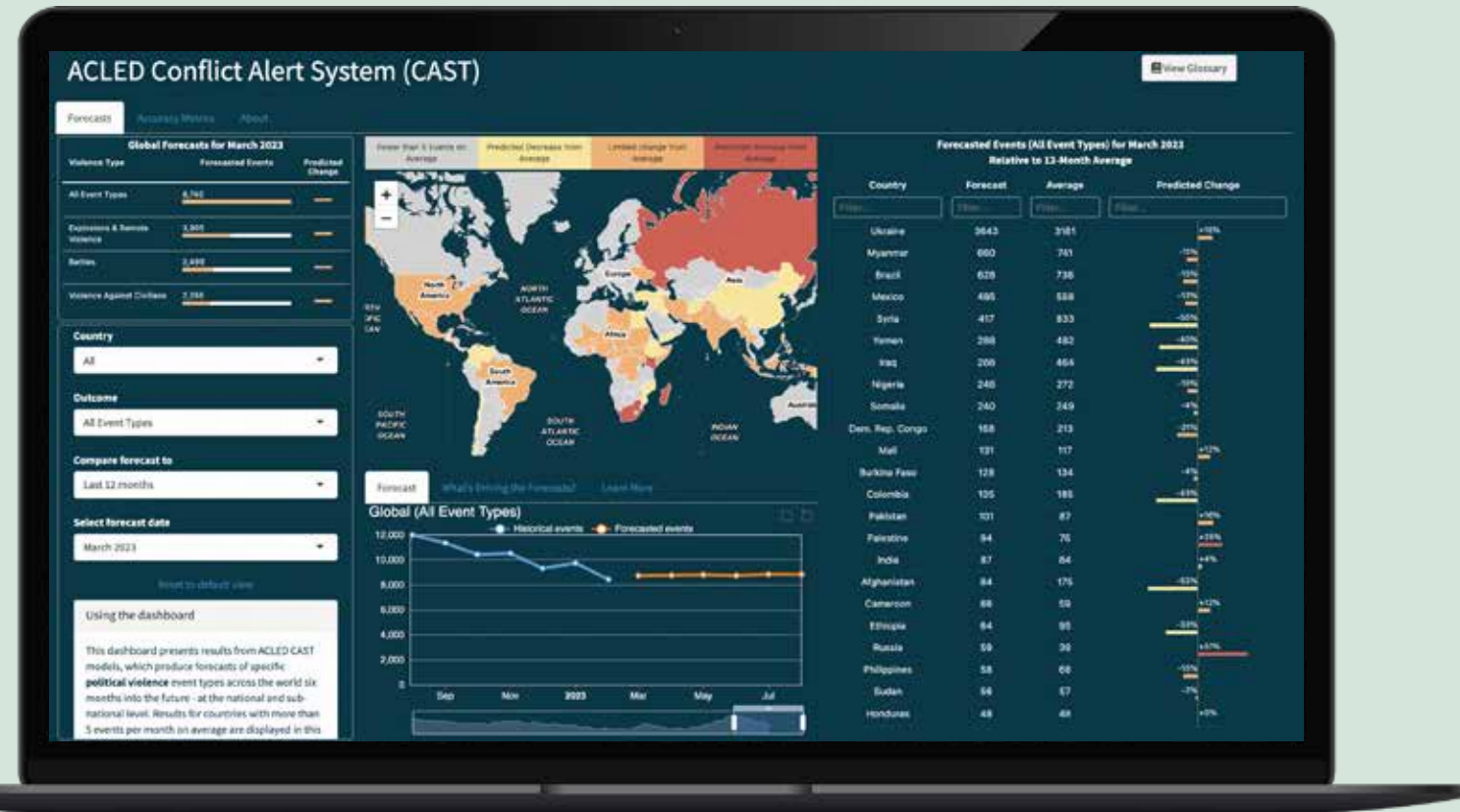
ACLED Analysis Incorporated Statement of Activities - Year Ended June 20, 2022

	Without Donor Restrictions	With Donor Restrictions	Total
REVENUE AND SUPPORT			
Contributions	\$ 100,150	\$ 550,061	\$ 650,211
Federal grants	-	777,580	777,580
Other government grants	-	3,184,605	3,184,605
Data subscription	3,162,033	-	3,162,033
In-kind	297,878	-	297,878
Interest	1,843	-	1,843
Other income	6,709	-	6,709
Net assets released from restrictions	4,512,246	(4,512,246)	-
Total revenue and support	8,080,859	-	8,080,859
EXPENSES			
Program services			
Conflict data collection and reporting	6,393,999	-	6,393,999
Management and general	674,676	-	674,676
Fundraising	48,355	-	48,355
Total expenses	7,117,030	-	7,117,030
CHANGE IN NET ASSETS			
Net assets, beginning of year	441,892	-	441,892
Net assets, end of year	\$ 1,405,721	\$ -	\$ 1,405,721

Outlook for 2023

In early 2023, we rolled out a set of new tools and initiatives, including ACLED's Global Conflict Severity Index, a special Conflict Watchlist report building off our previous 10 Conflicts to Worry About series, and we have moved our Regional Overviews to a monthly schedule to allow for more in-depth analysis, increasing translations of our content to multiple languages including French, Arabic, and Spanish, and upgrading the web infrastructure and interactive dashboards. We have also launched ACLED CAST — a global prediction tool that forecasts the number of political violence events that will occur each month, for the next six month-period, in every country around the world.

In 2023, we plan to further invest locally. Our global data collection network prioritizes local partners and sources, as we believe that conflict data and analysis must reflect local realities and support the work of local communities to build resilience and reduce the risk of violence.



Data Literacy

Following the inception of the CRAF'd-ACLED partnership in 2022, we were able to lay the groundwork for expanding data literacy activities for its users. This year, we will be developing a new data literacy program to enhance the external knowledge and use of ACLED data and conflict information in evidence-based programming. A number of trainings will be available to cover areas such as how to analyze and visualize data, and how to use the Early Warning and Forecasting tools we have created. We are also committed to offer additional partner trainings and webinars to further assist HDP organizations in using ACLED data.

“There are parts of our analysis which would be severely hampered or impossible to conduct, if we did not have the ACLED data to rely on.”

- Danish Refugee Council

“One of the key benefits of ACLED is the granularity of the data, which provides detailed information on the location, actors, and dynamics of violent events. This has allowed researchers and practitioners to identify patterns and trends in conflict that were previously difficult to discern.”

- University of Khartoum

“[ACLED data] allows for comparative analysis by year and location to measure the impact of the current conflict in the Sahel. This is the most comprehensive source available.”

- United Nations Office for the Coordination of Humanitarian Affairs (UN OCHA)



ANNUAL REPORT

2022

Armed Conflict Location & Event Data Project
361 Falls Rd. #501 Grafton, WI 53024

access@acleddata.com

For more information, visit: www.acleddata.com

